

Stamp with Tami.com

Video Tutorials



HOW TO MAKE A STAINED GLASS TEALIGHT LANTERN CARD

Click for video & to order these Stampin' Up Products:

stampwithtami.com/blog/2018/09/stampinup-fall-2018

Measurements:

Crushed Curry - (1) 8-1/2" x 11" sheet

* Score on the long side: 2-3/4", 5-1/2", 8-1/4"

* Score on the short side at 4-1/3"

Graceful Glass Vellum: Birds 5-1/4" x 4", Flowers 4-1/4" x 1-3/8" (front)

Whisper White: 4-1/4" x 1-3/8" (front), (2) scraps for 5th largest squares (inside)

Basic Black: 4" x 1-1/2", (2) scraps for 4th largest square (inside)

Rich Razzleberry: (2) scraps for Stained Glass Squares (inside)

Multi-purpose Adhesive Sheets: (2) scraps for Stained Glass Squares (inside)

Do you love photos and written instructions?

Join my Online VIP Stamp Club for exclusive projects with step-by-step photo tutorials!





Painted Glass Clear-Mount Bundle
148362



Painted Glass Clear-Mount Stamp Set
147461




Stained Glass Thinlits Dies
146347




Graceful Glass 6" X 6" (15.2 X 15.X Cm) Designer Vellum
146344




Tuxedo Black Memento Ink Pad
132708



Crushed Curry 8-1/2" X 11" Cardstock
131199



Rich Razzleberry 8-1/2" X 11" Cardstock
115316



Basic Black 8-1/2" X 11" Cardstock
121045



Whisper White 8-1/2" X 11" Cardstock
100730



Poppy Parade Stampin' Blends Markers Combo Pack
147275



Mango Melody Combo Pack Stampin' Blends Markers Combo Pack
147945



Rich Razzleberry Stampin' Blends Markers Combo Pack
144602



Pumpkin Pie Dark Stampin' Blends Marker
144577



Old Olive Dark Stampin' Blends Marker
144573



Big Shot
143263



Magnetic Platform
130658



Layering Squares Framelits Dies
141708



Multipurpose Adhesive Sheets
144106



Snail Adhesive
104332



Tear & Tape Adhesive
138995



Stampin' Trimmer
126889



Notes:

