

*How to make a set of*  
LOVE WHAT YOU DO  
*Shutter Card &*  
**COLORED IMPRESSION FOLDER**  
*Thank You Cards*



Click for video & to order these Stampin' Up Products:

[stampwithtami.com/blog/2018/05/love-what-you-do-shutter-card](http://stampwithtami.com/blog/2018/05/love-what-you-do-shutter-card)

### Measurements:

#### Shutter Card

**Mint Macaron Card Stock Base:** 5-1/2" x 8-1/2" Scored on the long side at 2-1/8" (both ends)

**Designer Paper:** Front: (2) 5-1/4" x 1-15/16" Inside: 5-1/2" x 3"

**Very Vanilla:** 2-3/4" x 2-1/4" and Scrap

**Mint Macaron:** (2) 2-1/2" x 2" each scored at 1/2" on the long side

**Rich Razzleberry Belly Band:** 9" x 1-1/2" scored at 2" and 6-3/8" on the long side

#### Flower Card

**Very Vanilla Card Stock Base:** 8-1/2" x 5-1/2" folded in half

**Old Olive:** 5-1/4" x 4"

**Very Vanilla:** 5" x 3-3/4" and 4-1/4" x 1"

**Designer Paper:** 5" x 1"

**Do you love photos and written instructions?**

Join my Online Stamp Club for exclusive projects with step-by-step photo tutorials!





**Gotta Have It All Bundle**  
149526



**Love What You Do Photopolymer Stamp Set**  
148042




**Tuxedo Black Memento Ink Pad**  
132708



**Grapefruit Grove Classic Stampin' Pad**  
147142




**Share What You Love Specialty Designer Series Paper**  
146926




**Very Vanilla 8-1/2" X 11" Cardstock**  
101650



**Mint Macaron 8-1/2" X 11" Cardstock**  
138337



**Rich Razzleberry 8-1/2" X 11" Cardstock**  
115316



**Old Olive 8-1/2" X 11" Cardstock**  
100702



**Share What You Love Embellishment Kit**  
146928



**Banner Triple Punch**  
138292



**Tailored Tag Punch**  
145667



**Pretty Label Punch**  
143715



**Stampin' Trimmer**  
126889



**Big Shot**  
143263



**Lovely Floral Dynamic Textured Impressions Embossing Folder**  
148048



**Snail Adhesive**  
104332



**Stampin' Dimensionals**  
104430



**Tear & Tape Adhesive**  
138995



## Notes:

