



Stamp with Tami.com

Video Tutorials

HOW TO MAKE a set of MOTHER'S DAY ECLIPSE Cards



stampwithtami.com

Click for video & to order these Stampin' Up Products:
stampwithtami.com/blog/2018/04/mothers-day

Measurements:

Whisper White Card Stock Base: 5-1/2 x 8-1/2" (Folded in half)

Berry Burst: 5-1/4" x 4"

Whisper White: 5" x 3-3/4" & Scraps

**Do you love photos
and written
instructions?**

Join my Online Stamp
Club for exclusive
projects with step-by-
step photo tutorials!





**Tranquil Tulips
Photopolymer Stamp
Set**
143767



**Bunch Of Blossoms
Photopolymer Stamp
Set**
141573



**Teeny Tiny Wishes
Clear-Mount Stamp
Set**
127802



**Berry Burst Classic
Stampin' Pad**
144083




**Old Olive Classic
Stampin' Pad**
147090




**Tuxedo Black
Memento Ink Pad**
132708



**Whisper White 8-1/2"
X 11" Cardstock**
100730




**Berry Burst 8-1/2" X
11" Cardstock**
144243



Paper Snips
103579



Big Shot
143263



**Stitched Shapes
Framelits Dies**
145372



**Layering Squares
Framelits Dies**
141708



**Large Letters
Framelits Dies**
141712



Foam Adhesive Strips
141825



**Stampin'
Dimensionals**
104430



Snail Adhesive
104332



Notes:

