

Stamp with Tami.com

# Video Tutorials

— How to make 3 Fun —  
“PAINTED WOOD” PROJECTS  
with the  
**STAMPIN’ UP**  
WOOD CRATE DIE



stampwithtami.com

Click for video & to order these Stampin’ Up Products:  
[stampwithtami.com/blog/2018/03/easter](http://stampwithtami.com/blog/2018/03/easter)

## Measurements:

**Wood Textures DSP:** Full sheet 6” x 6”

**Wagon Handle Basic Black:** 1/4” x 3” & Scrap

**Easter Basket Handle:** (2) 3/4” x 6” cut to 10”

**Scraps:** Basic Black, Whisper White, Soft Suede, Powder Pink and Berry Burst

**Do you love photos  
and written  
instructions?**

Join my Online Stamp  
Club for exclusive  
projects with step-by-  
step photo tutorials!





**Wood Crate Framelits Dies**  
143730



**Seasonal Layers Thinlits Dies**  
143751




**Real Red Classic Stampin' Pad**  
126949



**Daffodil Delight Classic Stampin' Pad**  
126944



**Wisteria Wonder Classic Stampin' Pad**  
126985




**Wood Textures Designer Series Paper Stack**  
144177




**Basic Black 8-1/2" X 11" Cardstock**  
121045




**Whisper White 8-1/2" X 11" Cardstock**  
100730



**Soft Suede 8-1/2" X 11" Cardstock**  
115318



**Powder Pink 8-1/2" X 11" Cardstock**  
144244



**Berry Burst 8-1/2" X 11" Cardstock**  
144243



**Glitter Enamel Dots**  
144200



**Very Vanilla 1/2" (1.3 Cm) Lace Trim**  
141672



**Sweet Soirée Ready Shreddie**  
145562



**Stamping Sponges**  
141337



**Sponge Brayers**  
141714



**1" (2.5 Cm) Circle Punch**  
119868



**3/4" (1.9 Cm) Circle Punch**  
119873



**Mini Glue Dots**  
103683



**Tear & Tape Adhesive**  
138995



## Notes:

