

Stamp with Tami.com

Video Tutorials



HOW TO MAKE
PHOTO
SHAKER CARDS
for the
NEW YEAR

stampwithtami.com

click for video & to order these Stampin' Up Products:
stampwithtami.com/blog/2017/12/stamp-it-new-years

Measurements:

- Card Base:** 11" x 4-1/4" (folded in half)
- Foil Sheet:** 5-1/4" x 4" (Champagne or Copper)
- Foil Frenzy:** 5" x 3-3/4"
- Whisper White (inside):** 5" x 3-3/4"

**Do you love photos
and written
instructions?**


Join my Online Stamp
Club for exclusive
projects with step-by-step
photo tutorials!



Stampin' Up! Supplies:




**Large Numbers
Framelits Dies**
140622




**Foil Frenzy Specialty
Designer Series Paper**
144125




Window Sheets
142314




**Soft Sky 8-1/2" X 11"
Cardstock**
131203




**Lemon Lime Twist 8-
1/2" X 11" Cardstock**
144245



**Rich Razzleberry 8-
1/2" X 11" Cardstock**
115316



**Cajun Craze 8-1/2" X
11" Cardstock**
119684



**Whisper White 8-1/2"
X 11" Cardstock**
100730




**Champagne Foil
Sheets**
144748



Copper Foil Sheets
142020



**Iridescent Sequin
Assortment**
144212



Snail Adhesive
104332



Foam Adhesive Strips
141825



Big Shot
143263



Magnetic Platform
130658



Notes

