



Stamp with Tami.com

Video Tutorials



click for video & to order these Stampin' Up Products:
stampwithtami.com/blog/2017/02/light-house

Measurements:

Whisper White Card Stock Base: 5-1/2" x 8-1/2" *Scored in half*

Early Espresso Layer: 4-3/4" x 3-1/2"

Serene Scene DSP Layer: 4-5/8" x 3-3/8"

**Do you love photos
and written
instructions?**

Join my Online Stamp
Club for exclusive
projects with step-by-step
photo tutorials!




Stampin' Up! Supplies:



**High Tide
Photopolymer Stamp
Set**
143006



**Serene Scenery
Designer Series Paper
Stack**
141642




**Whisper White 8-1/2"
X 11" Cardstock**
100730




**Basic Black Archival
Stampin' Pad**
140931



**Always Artichoke
Classic Stampin' Pad**
126972



**Real Red Classic
Stampin' Pad**
126949



**Soft Suede Classic
Stampin' Pad**
126978



**Whisper White Craft
Stampin' Ink Refill**
101780



Blender Pens
102845



Linen Thread
104199



Snail Adhesive
104332



**Stampin'
Dimensionals**
104430



Project Notes:

