



**Build A Bear Workshop**  
Viewing Event Party  
Make & Take  
**December 2009**



## STAMPIN' UP! SUPPLY LIST

### Card Supplies – All Supplies Stampin' Up!


|        |   |       |
|--------|---|-------|
| 118052 | Beary Best Friends Stamp Set<br><i>BABW – Holiday Mini Catalog</i>      | 18.95 |
| 118050 | Beary Nice Wishes Stamp Set<br><i>BABW – Holiday Mini Catalog</i>       | 16.95 |
| 118054 | Seal of Authenticity Stamp Set<br><i>BABW – Holiday Mini Catalog</i>    | 9.95  |
| 118060 | Pawsitively Prints Designer Paper<br><i>BABW – Holiday Mini Catalog</i> | 9.95  |
| 117983 | Pawsitively Embosslit (optional)<br><i>BABW – Holiday Mini Catalog</i>  | 11.95 |
| 100730 | Whisper White Card Stock  | 7.50  |
| 101179 | Basic Black Classic Ink Pad   | 5.95  |
| 102277 | Old Olive Classic Ink Pad   | 5.50  |
| 111368 | Old Olive Grosgrain Ribbon  | 4.95  |
| 105125 | Certainly Celery Card Stock   | 5.50  |
| 109031 | Certainly Celery Grosgrain Ribbon                                       | 4.95  |

|        |   |       |
|--------|---|-------|
| 100459 | Pretty in Pink Card Stock                       | 5.50  |
| 109032 | Pretty in Pink Grosgrain Ribbon                 | 4.95  |
| 109867 | Gold Cord<br><i>BABW – Holiday Mini Catalog</i> | 4.95  |
| 108432 | Jumbo Eyelet - Pewter                           | 9.95  |
| 112091 | Scallop Edge Punch                              | 15.95 |
| 109046 | 1" Circle Punch                                 | 10.95 |
| 104403 | 1 1/4" Circle Punch                             | 15.95 |
| 104401 | 1 3/8" Circle Punch                             | 15.95 |
| 108362 | Crop A Dile                                     | 29.95 |
| 104430 | Stampin Dimensionals                            | 3.95  |
| 104332 | Snail Adhesive                                  | 6.95  |
| 104294 | Sticky Strip Adhesive                           | 6.95  |
| 104152 | Paper cutter                                    | 24.95 |
| 104154 | Scoring Blade                                   | 5.95  |
| n/a    | Jump ring                                       |       |

Project inspired by Max Conrad



YOU'RE PAWSITIVELY PERFECT.  
WPE YOU'RE BETTER BEARY SUN.  
THANK YOU BEARY MUCH!  
I ♥ YOU BEARY MUCH!  
BEARY BEST WISHES  
HAPPY BEARTHDAY!



**Tami White – Stampin' Up!**  
Sr. Manager / Independent Demonstrator

508-485-1292

email: [tami@stampwithtami.com](mailto:tami@stampwithtami.com)  
web: [www.stampwithtami.com](http://www.stampwithtami.com)

# BASIC INSTRUCTIONS

## CRAYON PACK:

- Certainly Celery base (3" x 8.5")  
Scored at 4.5" & 7"
- Fold at 4.5" score and then fold back front flap (6.5" score) – see photo
- Use Scallop edge punch on edge of flap.
- Assemble with Sticky Strip adhesive.
- Stamp "paws & hearts" image across bottom.
- Attach Pretty in Pink and Designer Paper to front of edge (above scallops)
- Tie Certainly Celery ribbon around pack, tie Pretty in Pink small ribbon in tie.

### CIRCLE TAG

- Stamp Pawthenticity Seal in Olive on White
- Punch out with 1" circle punch
- Punch Pretty in Pink with 1 1/4" circle punch
- Punch Old Olive with 1 3/8" Circle Punch
- Attach to front with Stampin' Dimensionals

### JUMBO BRAD

- Punch hold in upper right hand corner with Crop a Dile
- Insert Jumbo Brad and set back with Crop A Dile (setting A1)
- Tie assortment of ribbons to jump ring and insert through jumbo brad.



### OPTIONAL PAW SEAL

- Run scrap of Celery through Pawsitively Embosslit and Big Shot Machine. Punch out with circle punch and attach to back of project.



## COLORING TAGS:

- Stamp a bear, accessory (optional) and greeting on each tag
- Stack all five together and punch hole with Crop A Dile
- Insert on jump ring with crayon pack



**Tami White – Stampin' Up!**

Sr. Manager / Independent Demonstrator

508-485-1292

email: [tami@stampwithtami.com](mailto:tami@stampwithtami.com)

web: [www.stampwithtami.com](http://www.stampwithtami.com)